

管理學院雲端教室 VMware VDI

一、安裝方式

1. 安裝 VMware Horizon client 軟體：

(1) 開啟瀏覽器連線到 <https://210.70.95.193>



2 接下來的畫面如下：

(1) 左邊為安裝 VMware Horizon client 軟體；右邊為使用瀏覽器直接連線



(2) 因為我們要安裝**用戶端軟體**，所以請選擇左邊圖示

※順道一提，如果不想安裝此軟體，或是臨時在別人的電腦使用，可以選擇右邊的圖示直接用瀏覽器連線，但使用瀏覽器直接連線的功能較少。

3.選擇「安裝 VMware Horizon Client」後，會連到 VMware 官方下載頁面，如下圖：
※依照您的作業系統下載 32 或 64 位元軟體

Home / VMware Horizon Clients

Download VMware Horizon Clients

Select Version: **4.0** VMware Horizon Clients for Windows, Mac, iOS, Linux, and Android allow you to connect to your VMware Horizon virtual desktop from your device of choice giving you on-the-go access from any location.

[Read More](#)

[Product Downloads](#) [Drivers & Tools](#) [Open Source](#) [Custom ISOs](#)

Product Resources

- [View My Download History](#)
- [Product Info](#)
- [Documentation](#)
- [VMware View Mobile Client Privacy](#)
- [Horizon View Community](#)
- [How to get the Horizon \(with View\) Client for Linux](#)

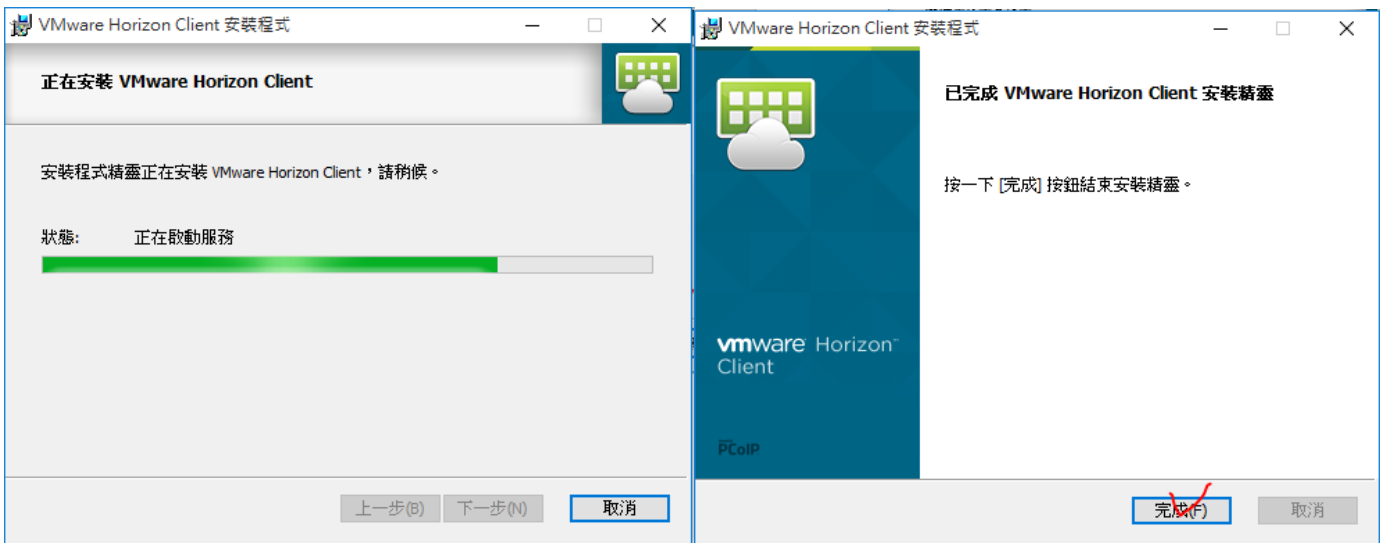
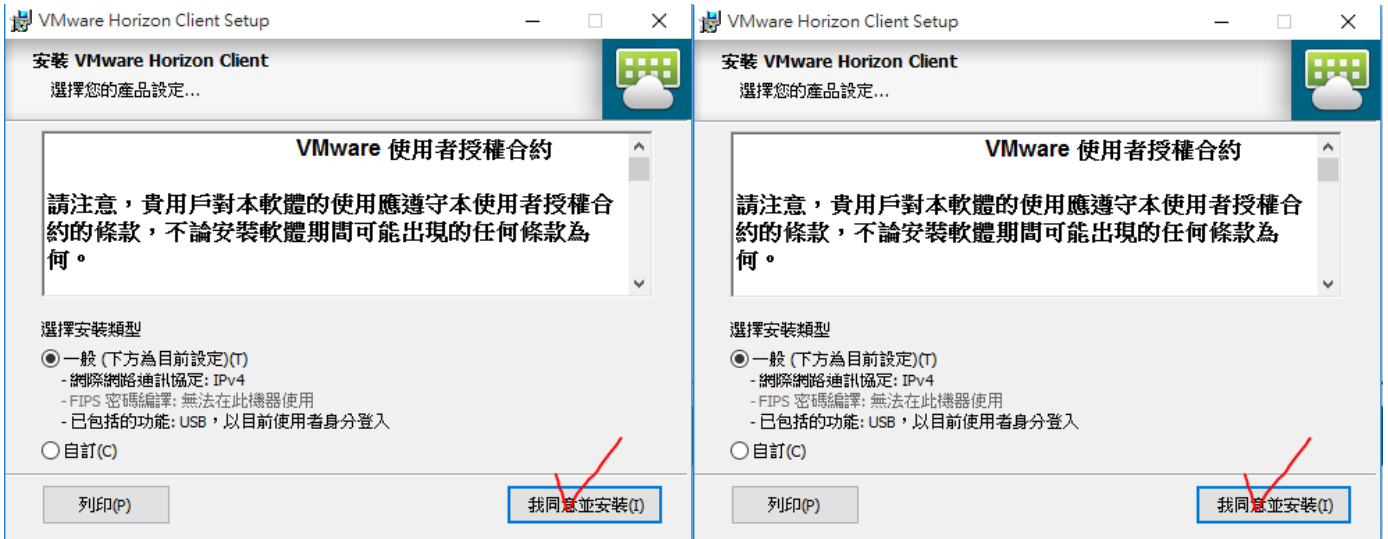
Product	Release Date	
VMware Horizon Client for Mac		
VMware Horizon Client for Mac	2016-06-16	Go to Downloads
VMware Horizon Client for Linux		
VMware Horizon Client for 32-bit Linux	2016-06-16	Go to Downloads
VMware Horizon Client for 64-bit Linux	2016-06-16	Go to Downloads
VMware Horizon Client for iOS		
VMware Horizon Client for iOS	2016-06-16	Go to Downloads
VMware Horizon Client for Windows		
VMware Horizon Client for 32-bit Windows	2016-06-16	Go to Downloads
VMware Horizon Client for 64-bit Windows	2016-06-16	Go to Downloads
VMware Horizon Client for Android		
The VMware Horizon client for Android ARM based devices	2016-06-16	Go to Downloads
The VMware Horizon client for Android x86 based devices	2016-06-16	Go to Downloads
VMware Horizon Client for Kindle Fire in Amazon Appstore for Android	2016-06-16	Go to Downloads
VMware Horizon Client for Android in the Google Play Store	2016-06-16	Go to Downloads

https://my.vmware.com/web/vmware/details?downloadGroup=CART16Q2_WIN64_410&productId=578&rPid=11462

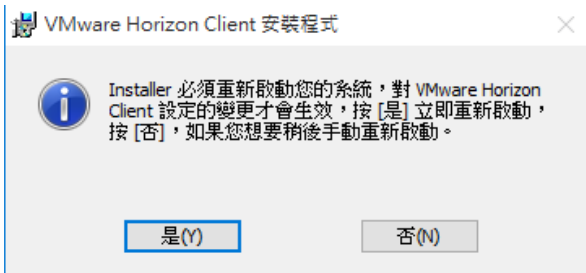
4.點選 download 下載軟體直接執行安裝

The screenshot shows a web browser window displaying the VMware Horizon Client download page for 64-bit Windows. The page is titled "Download VMware Horizon Client for 64-bit Windows". The browser's address bar shows the URL: <https://my.vmware.com/web/vmware/details?downloadGrc>. The page features a navigation menu on the left with categories like Cloud Services, Products, Support, Downloads, Professional Services, Partner Programs, Solutions, and Company. The main content area includes a "Select Version" dropdown set to "4.1.0", a "Description" of "The VMware Horizon Client for 64-bit Windows", a "Release Date" of "2016-06-16", and a "Type" of "Product Binaries". Below this, there are tabs for "Product Downloads", "Drivers & Tools", "Open Source", and "Custom ISOs". The "Product/Details" section shows the file name "The VMware Horizon client for 64-bit Windows", a file size of "34.07 MB", and a file type of "exe file". A prominent red "Download" button is visible. The footer contains links for "CONTACT SALES", "GET SUPPORT", "ABOUT VMWARE", and "CAREERS", along with copyright information for 2016 VMware, Inc. and social media icons. The browser's status bar at the bottom shows the full download path: https://download3.vmware.com/software/view/viewclients/CART16Q2/VMware-Horizon-Client-x86_64-4.1.0-3977225.exe and a zoom level of 90%.

5. 下載完成，請直接安裝




6 安裝完成要重開機

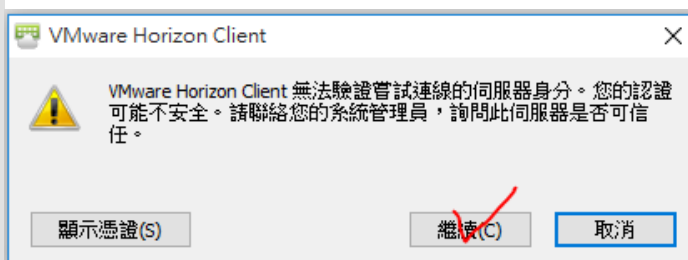
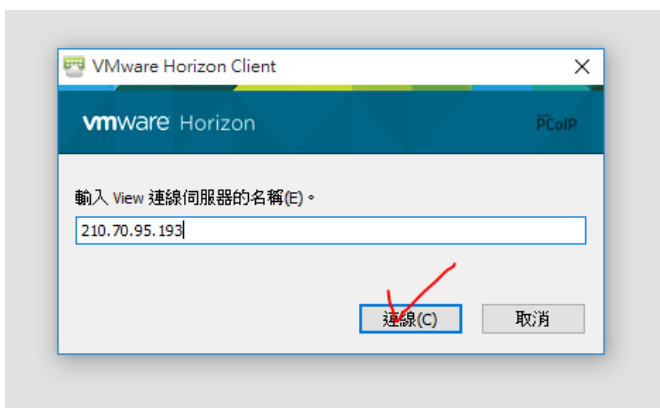


二、開始使用

1. 點選桌面圖示



2. 輸入連線 IP



3. 使用學號登入，即可開始使用。

